


SM61 – Hardware




Item Number	Part Description	Part Number
1	7/16 Hex Head Bolt	0017-00101-1561
	7/16 Flat Washer	0017-00104-0363
	7/16 Cap Washer	0017-00104-0366
	NYLOC Nut	0017-00103-0233
2	3/8x3 Hex Head Bolt	0017-00101-1422
	End Cap	0017-00042-0969
	3/8 Flat Washer	0017-00104-0313
	3/8 End Cap Washer	0017-00104-0368
	3/8 NYLOC Nut	0017-00108-0217
3	3/8x2-3/4 Hex Head Bolt	0017-00101-1408
	End Cap	0017-00042-0969
	3/8 Flat Washer	0017-00104-0313
	3/8 End Cap Washer	0017-00104-0368
	NYLOC Nut	0017-00103-0217
4	1-3/4 Bolt	0017-00101-1413
	Cap Washer	0017-00104-0368
	3/8 NYLOC Nut	0017-00103-0217

SM61 – Structure

Adjustable Pulley
Top Bracket Beam
SM00-S0039-0000

Lat Pulldown
Top Beam
SM00-S0038-0000



Double Pulley Housing
SM00-S0026-0000


3-Hole Plate
SM00-M0002-0000

Top Plate
Spacer Guard
SM00-S0045-0000


Tear Drop
SM00-S0028-0000

Connecting Beam
SM00-S0030-0000

SM61 – Grips



SM61 – Dual Pulley

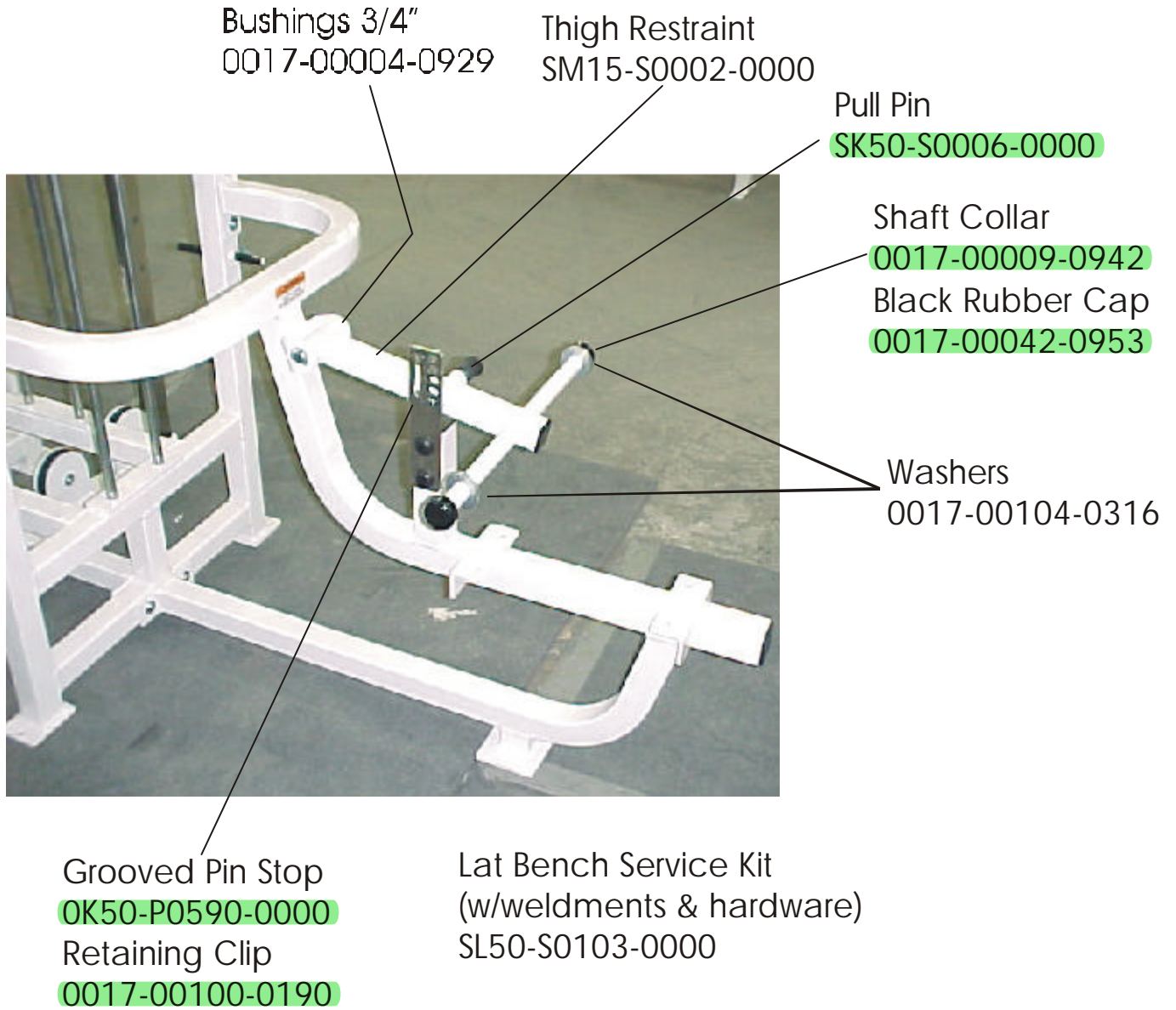


Lower Dual
Pulley Bracket
SM00-S0027-0000


Bolt - 0017-00101-1521
Plastic Washer
0017-00104-0349
Nut - 0017-00103-0227
Cap - 0017-00012-0936

Item Number	Part Description	Part Number
2	3/8x3 Hex Head Bolt	0017-00101-1422
	End Cap	0017-00042-0969
	3/8 Flat Washer	0017-00104-0313
	3/8 End Cap Washer	0017-00104-0368
	3/8 NYLOC Nut	0017-00108-0217
4	1-3/4 Bolt	0017-00101-1413
	Cap Washer	0017-00104-0368
	3/8 NYLOC Nut	0017-00103-0217

SM61 – LAT Bench Components



SM61 – Adjustable Pulley



Item Number	Part Description	Part Number
4	1-3/4 Bolt	0017-00101-1413
	Cap Washer	0017-00104-0368
	3/8 NYLOC Nut	0017-00103-0217

SM61 – Cross-Over Bar

Bolt - 0017-00100-1500

Washer - 0017-00104-0313

Cap Washer - 0017-00104-0368

End Cap - 0017-00012-0969

Name Plate

OK50-01001-0004

Cross-Over Bar

SM00-S0010-0000



Left Pull-Up Handle

SM00-S0021-0000

Right Pull-Up Handle

SM00-S0020-0000